

Technology Integration Lesson Plan

CONTENT AREA: Math

TOPIC: Fractions

GRADE LEVEL: 2 **TIME TO COMPLETE:** 45 min. - 1 hour

TECHNOLOGY FOCUS/

APPLICATION TEKS: 1A,1B,1C,2A,2B, 2C,2D,2E,3A,7A,7B, 9B,10A,10B,11A, 11B, 12B

CONTENT AREA TEKS: 2M 2A
2M 2B

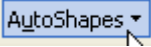

CONTENT OBJECTIVE(S):

1. Students will illustrate and label fractions.

RESOURCES/MATERIALS:

1. Computer with Microsoft Word
2. Printer

LESSON PROCEDURE:

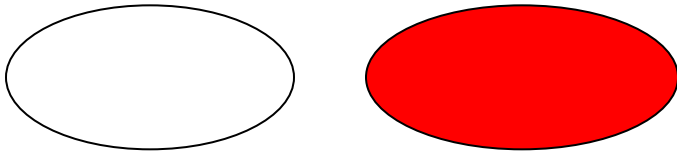
1. Locate  at the bottom of the screen. Insert the shapes needed for the fraction.
2. To fill the shapes, use the  located at the bottom of the screen.
3. Type in the fraction using the numbers or text.

TYPE(S) OF ASSESSMENT: Finished project. (Printed)


Fraction Fun



$\frac{2}{3}$ blue



$\frac{1}{2}$ red



$\frac{4}{5}$ green